

[SUZUKI]

MODEL	CHASSIS CODE	YEAR	ACCESSORY	PRODUCT NO.	NOTE
ALTO (WORKS)	CA/CB/CC	Sep.1984-Aug.1988		403	
	CL/CM/CN/CP	Sep.1988-Sep.1991		408	
	CS/CR	Sep.1991-Oct.1994		409	Note4
	HA/HB	Nov.1994-Sep.1998		410	
			SRS (Mechanical)	410	Note2
	HA/HB	Oct.1998-Sep.2004		413	
			SRS (Mechanical)	413	Note2
			SRS (Electrical)	411	Note2
HA24	Sep.2004-	SRS	414		
ALTO LAPIN	HE21	Jan.2002-Oct.2008	SRS	414	
	HE22	Nov.2008-	SRS	414	Note*
SX-4	YA10/40	Jul.2006-	SRS	414	
ESCUDO	TA	1988-Jan.1995		403	
	TD	Feb.1995-Jan.1996		410	
		Feb.1996-Oct.1997	SRS (Mechanical)	410	Note2
			SRS (Electrical)	411	Note2.6
	52W	Nov.1997-	SRS	411	Note2.6
	32/52/62	Feb.1998-Oct.2002		412	Note5
			SRS	411	Note2.6
TD94W	May.2005-	SRS	414		
X-90		Oct.1995-		410	
GRAND ESCUDO		Dec.2000-Oct.2002	SRS	411	Note2
		Oct.2002-	SRS	N/A	
EVERY CARRY	ST20/DA71	1976-1978		FINISHED	
	ST30	1979-1985		FINISHED	
	71	1985-Sep.1988		403	Note1
	DE/DF/DB	Sep.1989-Dec.1998		408	Note4
				409	Note4
				410	
	DA/DB	Jan.1999-		413	
			SRS (Mechanical)	413	Note2
SRS (Electrical)			411	Note2	
DA64/65	Aug.2005-	SRS	414		
EVERY PLUS		Jun.1999-		TBD	
			SRS	411	
EVERY LANDY	DA32	May.2001-	SRS	411	
AERIO	RA21/RB21	Jan.2001-		N/A	
MR WAGON	MF21/22	Dec.2001-	SRS	414	

*Note: Regardless of the make and model of the vehicle, there are cases that compatible product number is different among the same model with the same year, because of the variation of the factory parts. Before installing this product, please compare the back of your steering wheel and the configuration of the boss kit, and see if they fit. Also, for the air bag indicator, some of the vehicles cannot be lighted off, or even if it could, it may light on later.

[SUZUKI]

MODEL	CHASSIS CODE	YEAR	ACCESSORY	PRODUCT NO.	NOTE
CAPPUCCINO	EA11R	Oct.1991-May.1995		409	Note4
	EA21R	May.1995-		410	
			SRS (Mechanical)	410	Note2
			SRS (Electrical)	411	Note2
CULTUS	AA41S	1983-1988		403	
	21/31/34/44	1988-Jun.1991		408	
		Jul.1991-Jan.1995		409	Note4
		Jan.1995-		410	Note4
			SRS (Mechanical)	410	Note2
			SRS (Electrical)	411	Note2
CARA	PG6SS	Jan.1993-Dec.1994		408	
CRECENT WAGON	11/21/31/41	Feb.1995-		410	
			SRS (Mechanical)	410	Note2
			SRS (Electrical)	411	Note2
Kei	HN11/21S	Oct.1998-		413	
	22S	Apr.2001-	SRS (Mechanical)	413	Note2
			SRS (Electrical)	411	Note2
JIMNY WIDE SIERRA	CA51	1976-1987		FINISHED	
	J30/JA	1981-Nov.1995		403	Note1
	JA,JB(1300)	Nov.1995-		410	Note3.4
			SRS (Mechanical)	410	Note2
			SRS (Electrical)	411	Note2
	JB	Oct.1998-		413	
			SRS (Mechanical)	413	Note2
SRS (Electrical)			411	Note2	
SWIFT SPORTS	HT51S/81S	Feb.2000-Oct.2004	SRS	411	
	ZC/ZD	Nov.2004-	SRS	414	
SPLASH	XB32S	Oct.2008-	SRS	414	
CERVO MODE	SS20	-1987		FINISHED	
	CG/CH	1988-Jun.1990		408	
		Jul.1990-Jan.1995		409	Note4
		Feb.1995-		410	
			SRS (Mechanical)	410	Note2
			SRS (Electrical)	N/A	Note2
HG21	Nov.2006-	SRS	414	Note*	
TWIN (GASOLINE)	EC22S	Jan.2003-	SRS	411	
PALETTE	MK21	Jan.2008-	SRS	414	Note*.7
FRONTE	SS20/40	1970-1983		FINISHED	
	CA71	1984-1988		403	Note1
	CN11	1988-Sep.1991		408	

*Note: Regardless of the make and model of the vehicle, there are cases that compatible product number is different among the same model with the same year, because of the variation of the factory parts. Before installing this product, please compare the back of your steering wheel and the configuration of the boss kit, and see if they fit. Also, for the air bag indicator, some of the vehicles cannot be lighted off, or even if it could, it may light on later.

[SUZUKI]

MODEL	CHASSIS CODE	YEAR	ACCESSORY	PRODUCT NO.	NOTE
MIGHTYBOY	SS40	-1987		FINISHED	
LANDY	C25	Jan.2007-	SRS	631	
WAGON R WIDE	CT/CV	Sep.1993-Mar.1997	Pre-facelift model	409	Note4
		Apr.1997-	Post-facelift model	410	
			SRS (Mechanical)	410	Note2
			SRS (Electrical)	411	Note2
	MC	Oct.1998-Aug.2003		413	
			SRS (Mechanical)	413	Note2
			SRS (Electrical)	411	Note2
	MH21/22	Sep.2003-	SRS	414	
MH23	Sep.2008-	SRS	TBD		
WAGON R PLUS	MA63S	May.1999-	SRS	411	
WAGON R SOLIO	MA64	Dec.2000	SRS	411	

*Note: Regardless of the make and model of the vehicle, there are cases that compatible product number is different among the same model with the same year, because of the variation of the factory parts. Before installing this product, please compare the back of your steering wheel and the configuration of the boss kit, and see if they fit. Also, for the air bag indicator, some of the vehicles cannot be lighted off, or even if it could, it may light on later.

[SUZUKI]

Regardless of the make and model of the vehicle, there are cases that compatible product number is different among the same model with the same year, because of the variation of the factory parts. Before installing this product, please compare the back of your steering wheel and the configuration of the boss kit, and see if they fit. Also, for the air bag indicator, some of the vehicles cannot be lighted off, or even if it could, it may light on later.

•We strongly recommend requesting the installation to professionals.

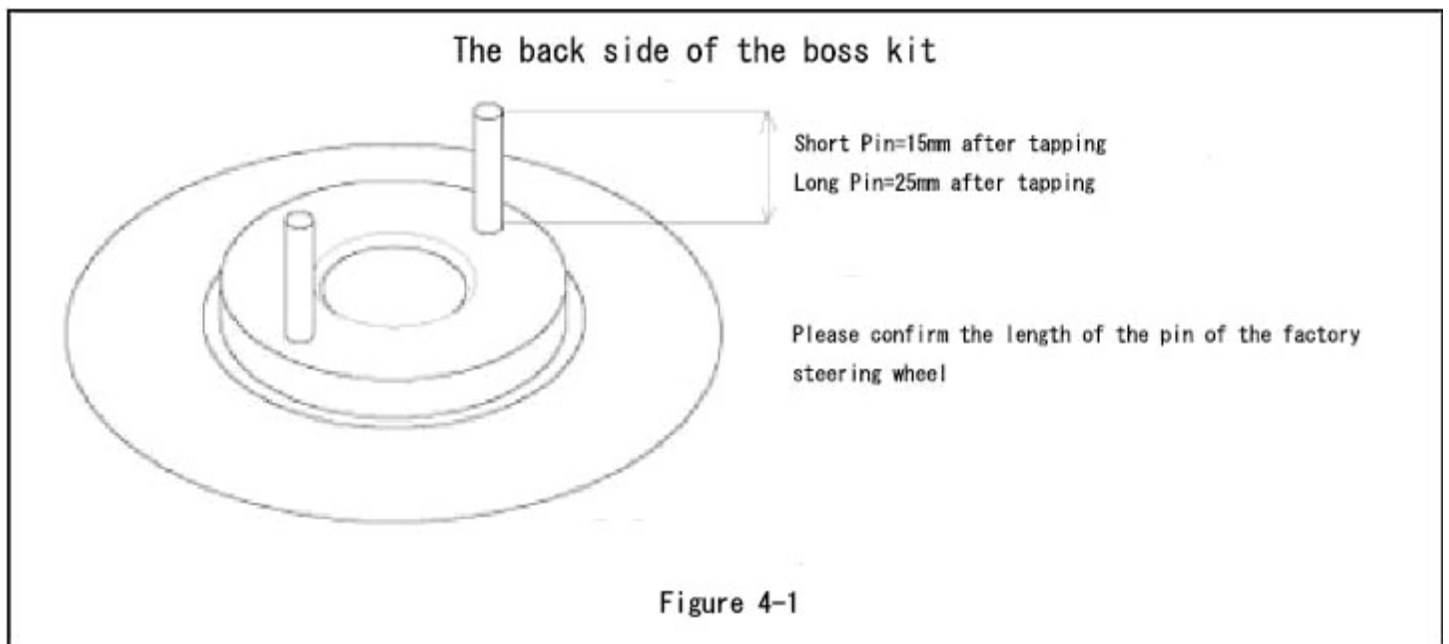
The factory parts for SUZUKI vehicles are unstable. The compatible boss kit on this chart may not be installed.

- Note* The compatibility is for the vehicle made before April 2009. Please inquiry us for vehicles made after April 2009.
- Note1 There are two kinds of return pins. Please confirm the length of the return pin on the factory steering wheel before tapping the included return pin. (Figure 4-1)
- Note2 If there is no SRS indicator in the meter, it is mechanical; And, if there is a SRS indicator, it is electrical.
- Note3 Please use boss kit, #403 if the rear suspensions are leaf springs.
- Note4 The winker return pin is located either on the steering wheel side or on the vehicle side. Please confirm the winker return pin position. There is no winker return pin included for #409 and #410. (Figure 4-2)
- Note5 The boss kit cannot be installed on the vehicles, if the horn contact pivot does not touch the contact plate of the boss kit. (Figure 4-3)
- Note6 The boss kit cannot be installed on the vehicles with three return pins.
- Note7 All the switches except the horn on the steering wheel will be disabled.

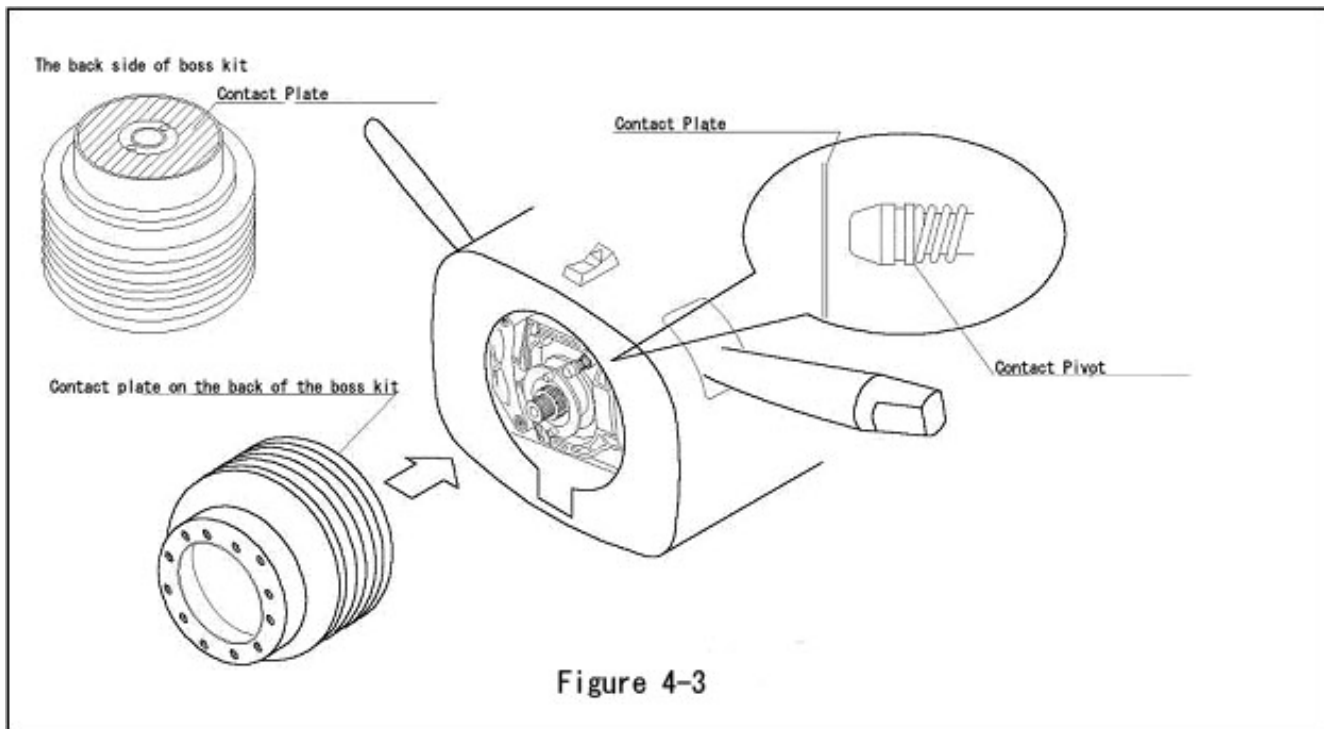
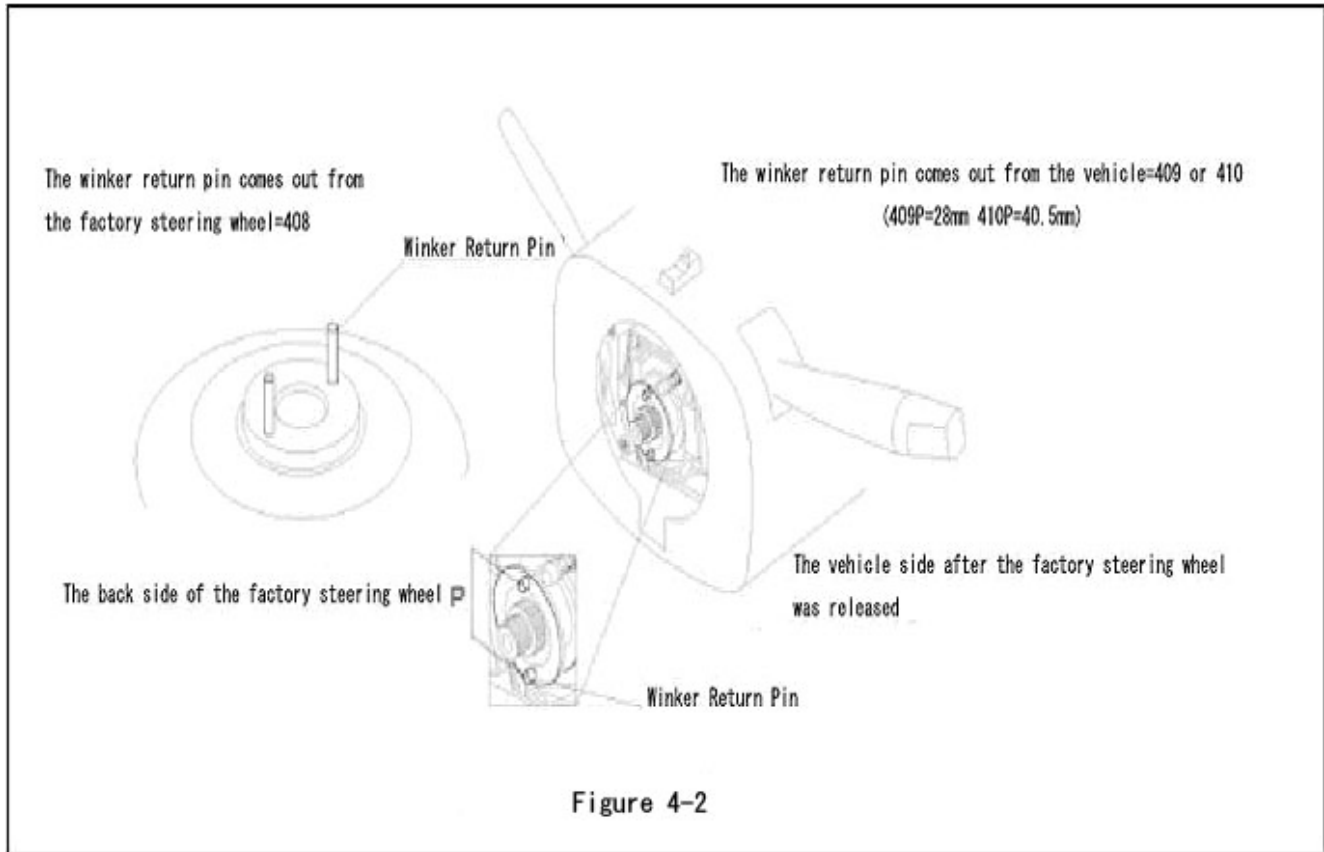
Equipment Explanation

SRS

Air bag



*Note: Regardless of the make and model of the vehicle, there are cases that compatible product number is different among the same model with the same year, because of the variation of the factory parts. Before installing this product, please compare the back of your steering wheel and the configuration of the boss kit, and see if they fit. Also, for the air bag indicator, some of the vehicles cannot be lighted off, or even if it could, it may light on later.



*Note: Regardless of the make and model of the vehicle, there are cases that compatible product number is different among the same model with the same year, because of the variation of the factory parts. Before installing this product, please compare the back of your steering wheel and the configuration of the boss kit, and see if they fit. Also, for the air bag indicator, some of the vehicles cannot be lighted off, or even if it could, it may light on later.