

[MAZDA]

MODEL	CHASSIS CODE	YEAR	ACCESSORY	PRODUCT NO.	NOTE
ATENZA	GG/GY	May.2002-Dec.2007	SRS	912	
	GH	Jan.2008-	SRS	UNDER DEVELOPMENT	Note3
AXELA	BK	Oct.2003-	SRS	920	
RX-7	SA22C	Pre-facelift model		FINISHED	
		Post-facelift model		902	
	FC3S	1985-Oct.1991		903	
	FD3S	Nov.1991-Apr.1995		908	Note4
			ACC/SRS	909	Note3
		May.1995-	Horn wiring (Bullet Terminal)	902	Note4
			Horn wiring (Coupler Type)	908	Note4.6
			SRS	909	Note3
Jan.1999-	SRS	909	Note3.5		
RX-8	SE3P	Apr.2003-	SRS	912	
MX-6	GE	Oct.1991-Jun.1996		902	
MS-6 MS-8	GE	Oct.1991-Jun.1996		902	
	MB5A	Feb.1992-Dec.1996		908	
ACC/SRS			909	Note3	
MS-9	HD	Oct.1991-	Horn wiring (Bullet Terminal)	902	Note4
			Horn wiring (Coupler Type)	908	Note4
			ACC	905	
	HE	Nov.1995-	ACC/SRS	909	Note3
MPV	LV	Jan.1989-Oct.1995		902	
		Nov.1995-May.1999	SRS	909	
	LW	Jun.1999-Aug.2002	SRS	910	
		Sep.2002-	SRS	912	
	LY	Feb.2006-	SRS	912	
AZ-1	PG6SA	1992-Dec.1995		408	Note8
AZ-3	EC5	Jun.1991-Dec.1996		902	
AZ OFFROAD	JM23W	Oct.1998-		413	
			SRS	411	Note1
AZ WAGON	CT/CZ	Oct.1994-Mar.1997		409	
		Apr.1997-		410	
			SRS (Mechanical)	410	Note1
			SRS (Electrical)	411	Note1
	MD11/21S MD12/22S	Oct.1998-Feb.2003	SRS (Mechanical)	413	Note1
			SRS (Electrical)	411	Note1
	MJ21/22S	Mar.2003	SRS	414	

*Note: Regardless of the make and model of the vehicle, there are cases that compatible product number is different among the same model with the same year, because of the variation of the factory parts. Before installing this product, please compare the back of your steering wheel and the configuration of the boss kit, and see if they fit. Also, for the air bag indicator, some of the vehicles cannot be lighted off, or even if it could, it may light on later.

[MAZDA]

MODEL	CHASSIS CODE	YEAR	ACCESSORY	PRODUCT NO.	NOTE
CAPELLA TELSTAR WAGON CARGO	GC/GD	1979-Sep.1994		902	
	GC2	Oct.1994-Aug.1997		902	
			SRS	909	
	GE/GF	Sep.1997-	SRS	910	
CAROL	AA6P	Feb.1989-Jul.1992		408	Note8
		Aug.1992-Aug.1995		409	Note8
	AC6P	Sep.1995-		410	Note8
			SRS (Mechanical)	410	Note1
			SRS (Electrical)	411	Note1
	HB12/22S/23S	Oct.1998-		413	
			SRS	411	
CLEF	GE5P	May.1992-Dec.1995		902	
CRONOS	GE8P	Oct.1991-1995		902	
CX-7	ER-3P	Jun.2006-	SRS	TBD	
SCRUM		1988-Sep.1991		408	Note8
		Oct.1991-Jan.1996		409	Note8
		Jan.1996-		410	Note8
	52V/62V	Jan.1999-		413	
SPIANO	HF21S	Feb.2002-	SRS	414	
SENTIA	HD	Jun.1991-Sep.1995	Horn wiring (Bullet Terminal)	R902	Note4
			Horn wiring (Coupler Type)	N/A	
	HE	Oct.1995-	ACC/SRS	909	Note3
SOLIO	MA34S	Aug.2005-	SRS	TBD	
TRIBUTE	EP	Nov.2000	SRS	N/A	
BIANTE	CC	Jul-2008-	SRS	UNDER DEVELOPMENT	Note3
PRESSO	EC8S	Apr.1992-		902	
PROCEED	UV/F66	Jan.1990-		902	
PROCEED MARVIE	UV/UF	Jan.1990-		902	
PROCEED LEVANTE	TA/TD	Feb.1995-		410	
			SRS (Mechanical)	410	Note1
			SRS (Electrical)	411	Note1
PREMACY	CP	Apr.1999-Jan.2005	SRS	910	
	CR	Feb.2005-	SRS	920	
FAMILIA LASER ASTINA NEO	BD/BF	1980-Mar.1989		902	
	BG3-8	Apr.1989-May.1994		902	
	BHA	Aug.1996-Jun.1998		902	
			SRS	909	
	GF/BJ	Jun.1998-	SRS	910	

*Note: Regardless of the make and model of the vehicle, there are cases that compatible product number is different among the same model with the same year, because of the variation of the factory parts. Before installing this product, please compare the back of your steering wheel and the configuration of the boss kit, and see if they fit. Also, for the air bag indicator, some of the vehicles cannot be lighted off, or even if it could, it may light on later.

[MAZDA]

MODEL	CHASSIS CODE	YEAR	ACCESSORY	PRODUCT NO.	NOTE
FESTIVA MINI WAGON DEMIO	DA	Feb.1985-Jan.1993		902	
	D25	Jan.1993-		902	
	DW3/5	Aug.1996-Jul.2002	SRS	909	Note5
	DY3/5	Aug.2002-Jun.2007	SRS	920	
	DE3/5	Jul.2007-	SRS	UNDER DEVELOPMENT	Note3
PERSONA	MAEP	1988-Feb.1992		902	
VERISA	DC5	Jun.2004-	SRS	920	
BONGO SPECTRON FRIENDEE FREEDER	SR/SD	1983-Jun.1995		902	
	S	Jul.1995-		902	
			SRS	909	
	SK22V /SG	Jun.1999-		TBD	
SRS			910		
MILLENIA	TA	Jul.1997-	SRS	TBD	
EUNOS800	TA3-5	Oct.1993-Jun.1996		902	
			ACC	905	
		Jun.1996-	ACC/SRS	909	Note3
EUNOS100	BG5-8	1988-Dec.1994		902	
EUNOS300	MA	1988-Dec.1994		902	
EUNOS500	GEEP	1988-Dec.1994		902	
COSMO	HB/NC	1982-Jun.1991		902	
EUNOS COSMO	JC	Jul.1990-1995	Horn wiring (Bullet Terminal)	902	Note4
			Horn wiring (Coupler Type)	908	Note4
			ACC	907	
			ACC/SRS	909	Note3
LAPUTA	HP11/21/22S	Mar.1999-		413	
			SRS	411	
LANTIS	CBA	Jun.1994-		902	
			SRS	909	
LUCE	HB/HC	1982-Jun.1991		902	
REVUE	DE3-5	May.1989-Aug.1991		902	
ROADSTER	NA6C	May.1989-Sep.1993		902	
	NA8C	Oct.1993-Dec.1997		902	
			SRS	909	
	NB6/8C	Jan.1998-	SRS	910	
	NC	Aug.2005-	SRS	912	Note7

*Note: Regardless of the make and model of the vehicle, there are cases that compatible product number is different among the same model with the same year, because of the variation of the factory parts. Before installing this product, please compare the back of your steering wheel and the configuration of the boss kit, and see if they fit. Also, for the air bag indicator, some of the vehicles cannot be lighted off, or even if it could, it may light on later.

[MAZDA]

Regardless of the make and model of the vehicle, there are cases that compatible product number is different among the same model with the same year, because of the variation of the factory parts. Before installing this product, please compare the back of your steering wheel and the configuration of the boss kit, and see if they fit. Also, for the air bag indicator, some of the vehicles cannot be lighted off, or even if it could, it may light on later.

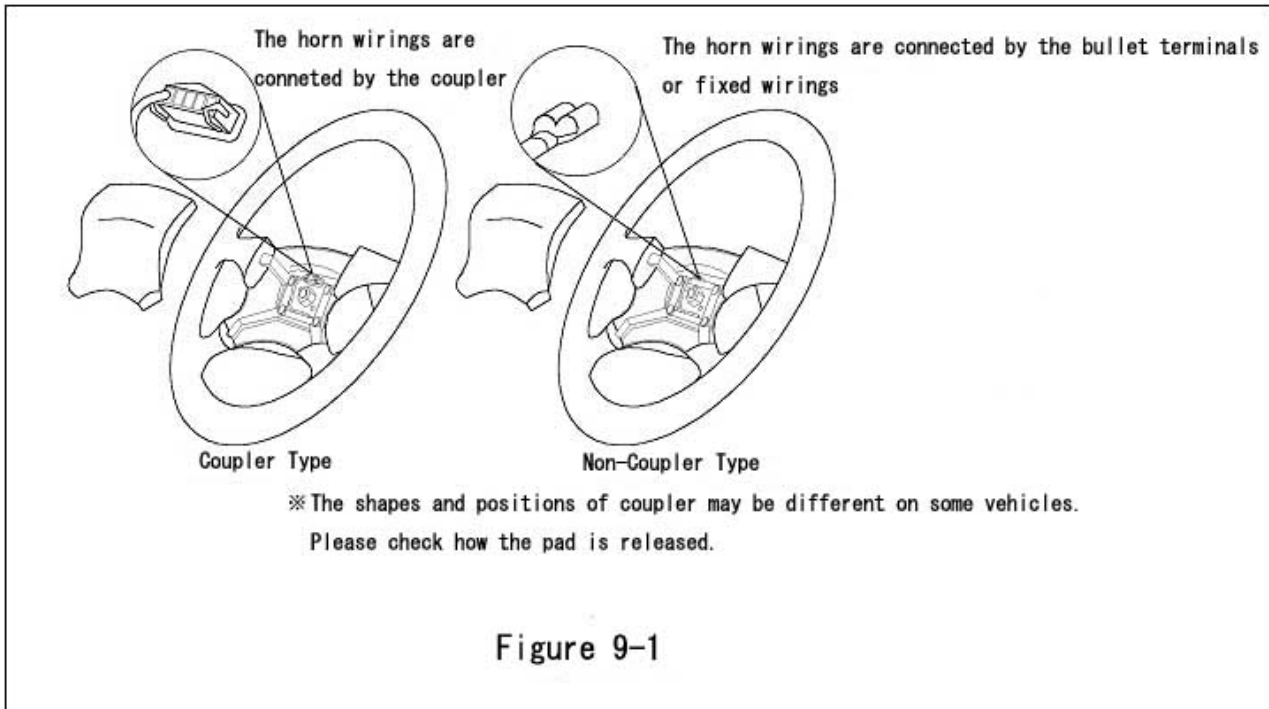
•We strongly recommend requesting the installation to professionals.

The factory parts for MAZDA OEM vehicles are unstable. The compatible boss kit on this chart may not be installed.

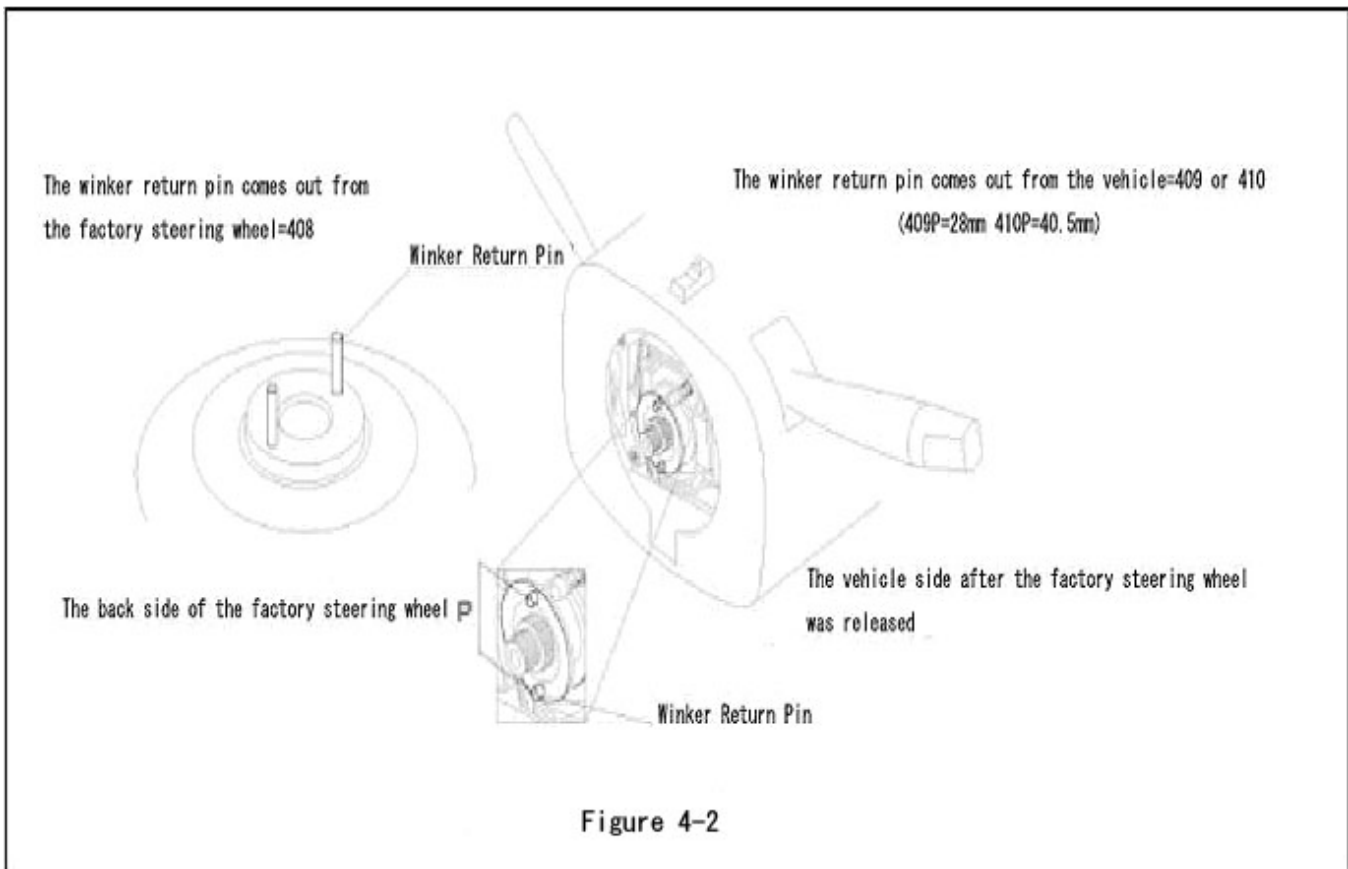
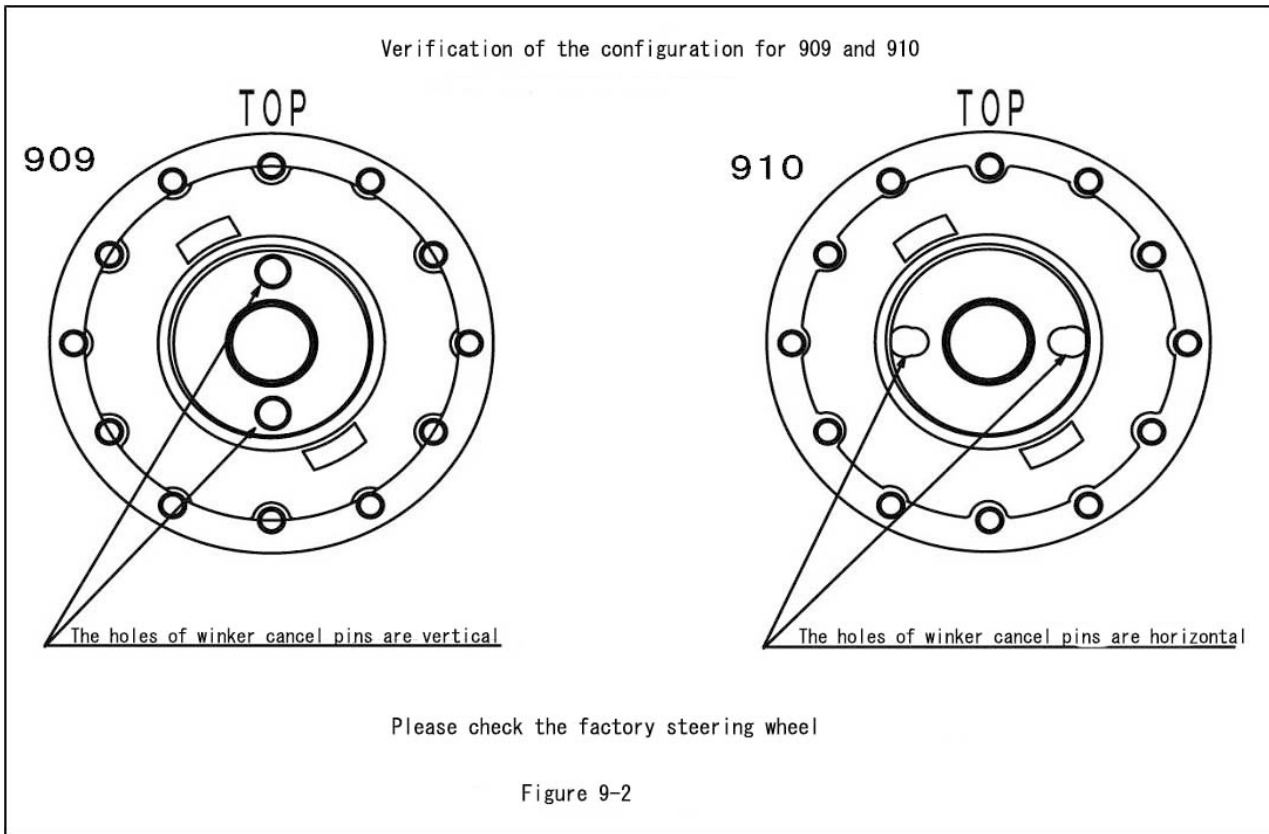
- Note* The compatibility is for the vehicle made before April 2009. Please inquiry us for vehicles made after April 2009.
- Note1 If there is no SRS indicator in the meter, it is mechanical; And, if there is a SRS indicator, it is electrical.
- Note3 All the functions on the steering except the horn will be disabled.
- Note4 The boss kit may be different depending on the configuration of the horn wiring. (Figure9-1)
- Note5 Boss kit, #910 may be used. Please confirm the position of winker return pin. (Figure9-2)
- Note6 Optional Boss Spacer is necessary. (Please select one from 10, 15, 20, 25 or 30mm)
- Note7 For vehicles equipped with steering shift, the sports shift operation both on the steering wheel and with the floor shift will be disabled. The compatible boss kit or supporting parts are under development.
- Note8 The winker return pin is located either on the steering wheel side or on the vehicle side. Please confirm the winker return pin position. There is no winker return pin included for #409 and #410. (Figure 4-2)

Equipments Explanation

ACC	Auto Cruise Control
SRS	Air bag



*Note: Regardless of the make and model of the vehicle, there are cases that compatible product number is different among the same model with the same year, because of the variation of the factory parts. Before installing this product, please compare the back of your steering wheel and the configuration of the boss kit, and see if they fit. Also, for the air bag indicator, some of the vehicles cannot be lighted off, or even if it could, it may light on later.



*Note: Regardless of the make and model of the vehicle, there are cases that compatible product number is different among the same model with the same year, because of the variation of the factory parts. Before installing this product, please compare the back of your steering wheel and the configuration of the boss kit, and see if they fit. Also, for the air bag indicator, some of the vehicles cannot be lighted off, or even if it could, it may light on later.