

[HONDA]

MODEL	CHASSIS CODE	YEAR	ACCESSARY	PRODUCT NO.	NOTE
ACCORD TORNEO	CA	1976-Aug.1989		201	
			ACC	204	
	CB	Sep.1989-Aug.1993		203	
			ACC	207	
		US ACCORD	ACC	214	
	CD	Sep.1993-Jul.1995		213	
			ACC	214	
			SRS	217	Note1.13.19
		Aug.1995-Aug.1997		219	Note19
			ACC	220	Note19
	CF/CL	Sep.1997-Sep.2002	SRS	221	Note1.19
		Oct.2002-	SRS	221	Note1.12.19
ACCORD WAGON	CB	Sep.1989-Feb.1994	SRS	211	Note1
	CE/CF	Mar.1994-Aug.1995		213	
			ACC	214	
			SRS	217	Note1.13
		Sep.1995-Sep.1997		219	
		ACC	220		
		SRS	217	Note1.13.19	
	CF/CH/CL CM	Oct.1997-Oct.2002	SRS	221	Note1.19
Nov.2002-		SRS	221	Note1.12.19	
ACCORD COUPE	CD	Feb.1994-Dec.1995	SRS	CUSTOM	Note5
		Jan.1996-	SRS	211	Note1
ACTY STREET	VH/VD	1982-1988		201	
	HH	1989-Feb.1990		201	
	HA/HH	Mar.1990-		201	
ASCOT RAFAGA	CB	May.1989-Sep.1993		203	
			ACC	207	
			SRS	211	Note1
	CE	Oct.1993-		208	
			ACC	209	
	SRS	211	Note1		
AVANCIER	TA1/3	Sep.1999-	SRS	221	Note1.19
INTEGRA Type R	DA/DB	1989-Apr.1993		203	
	DC1/2 DB	May.1993-Aug.1995		210	
		Sep.1995-		210	Note3
			SRS	CUSTOM	Note5
		Sep.2000-	SRS	221	Note19
DC5	Jul.2001-	SRS	221	Note19	

*Note: Regardless of the make and model of the vehicle, there are cases that compatible product number is different among the same model with the same year, because of the variation of the factory parts. Before installing this product, please compare the back of your steering wheel and the configuration of the boss kit, and see if they fit. Also, for the air bag indicator, some of the vehicles cannot be lighted off, or even if it could, it may light on later.

[HONDA]

MODEL	CHASSIS CODE	YEAR	ACCESSORY	PRODUCT NO.	NOTE
INNOVA	CB	Mar.1992-Feb.1995		208	
			ACC	209	
			SRS	211	Note1
INSIGHT	ZE1	Nov.1999-	SRS	221	Note19
	ZE2	Feb.2009-	SRS	TBD	
INSPIRE	CB/CC	Sep.1989-Feb.1995		208	
			ACC	209	
			SRS	211	Note1
	UA	Mar.1995-Sep.1998		215	Note19
			ACC	216	Note19
			SRS	211	Note1.10
	UC	Oct.1998-May.2003	SRS	221	Note7.13.19
		Jun.2003-Oct.2004	SRS	223	Note19
	Nov.2004-	SRS	TBD		
HR-V	GH1-4	Sep.1998-	SRS	221	Note19
S-MX	RH1/2	Nov.1996-		219	Note19
			SRS	221	Note1.19
S2000	AP1	Apr.1999-	SRS	221	Note6.19
	AP2	Nov.2005-	SRS	221	Note6.14.17.19
AIRWAVE	GJ1-2	Apr.2005-	SRS	223	Note1.19
NSX	NA1	Dec.1989-Jan.1997		N/A	
			SRS	290	
	NA2	Feb.1997-		N/A	
			SRS	290	
MDX	YD1	Feb.2003-	SRS	TBD	
EDIX	BE	Jul.2004-	SRS	223	Note19
ELYSION	RR	May.2004-	SRS	223	Note19
ELEMENT	YH	Apr.2003-	SRS	TBD	
ODYSSEY	RA1/2	Oct.1994-Jul.1997		215	Note19
			SRS	217	Note1.19
	RA3-5	Aug.1997-	SRS	221	Note1.19
	RA6-9	Dec.1999-	SRS	221	Note1.4.19
	RB1/2	Jan.2004-Sep.2008	SRS	223	Note19
	RB3/4	Oct.2008-	SRS	224	Note1.19
ORTHIA PARTNER	EL1-3	Feb.1996-Jan.1997		219	Note9.19
			SRS	217	Note1.19
		Feb.1997-	SRS	221	Note1.19
CAPA	GA4/6	Apr.1998-	SRS	221	Note1.19
QUINT	SU	1972-1980		201	
	AV	1980-Apr.1989		201	
CROSSROAD	RT	Feb.2007-	SRS	224	Note*.1.19

*Note: Regardless of the make and model of the vehicle, there are cases that compatible product number is different among the same model with the same year, because of the variation of the factory parts. Before installing this product, please compare the back of your steering wheel and the configuration of the boss kit, and see if they fit. Also, for the air bag indicator, some of the vehicles cannot be lighted off, or even if it could, it may light on later.

[HONDA]

MODEL	CHASSIS CODE	YEAR	ACCESSORY	PRODUCT NO.	NOTE	
CONCERTO	MA	1988-Nov.1992		R201		
THAT'S	JD1	Feb.2002-	SRS	221	Note1.19	
CITY	PA	1981-1985		201		
	CA1	1986-Sep.1988		201		
	CA2	1988-Jun.1994		201		
CIVIC Type R FERIO VEHICLE SHUTTLE HYBRID CR-X DELSOL	AT	1972-1976		201		
	AG	1976-1987		201		
	EF	1987-Aug.1991		203		
	EG		Sep.1991-Aug.1995		210	Note11
			Sep.1995-		219	Note19
			Sep.1995-Aug.1997	SRS	211	Note1.13
	EK		Sep.1997-	SRS	221	Note1.13.19
			EP/EU/ES	Sep.2000-	SRS	221
	FD	Mar.2007-	SRS	224	Note*.1.19	
CIVIC COUPE	EG/EX	-Feb.1996	SRS	CUSTOM	Note5	
	EJ	Mar.1996-	SRS	CUSTOM	Note5	
CR-V	RD1	Oct.1995-Sep.1997		219	Note19	
			SRS	217	Note1.19	
	RD4/5	Oct.1997-Aug.2004	SRS	221	Note1.19	
	RD6/7	Sep.2004-	SRS	221	Note19	
	RE3/4	Oct.2006-	SRS	TBD		
STEP WAGON	RF1/2	May.1996-Jul.1997		219	Note19	
			SRS	217	Note1.15.19	
		Aug.1997-Mar.2001	SRS	221	Note1.19	
	RF3/4	Apr.2001-Apr.2005	SRS	221	Note1.19	
RG	May.2005-	SRS	223	Note1.18.19		
STEAM	RN1-4	Oct.2000-Jun.2006	SRS	221	Note19	
	RN6-9	Jul.2006-	SRS	224	Note1.19	
SABER	UA	Mar.1995-Sep.1998		215	Note19	
			ACC	216	Note19	
			SRS	217	Note1.19	
	UA4/5	Oct.1998-	SRS	221	Note1.7.19	
Z	PA1	Oct.1998-	SRS	221	Note19	
ZEST	JE1/2	Feb.2006-	SRS	224	Note1.2.19	
TODAY	JW/JA	1985-Feb.1993		R201		
			Electrical Power Steering	N/A		
	JA	Apr.1996-Oct.1998	Feb.1993-Mar.1996		201	
			SRS		N/A	

*Note: Regardless of the make and model of the vehicle, there are cases that compatible product number is different among the same model with the same year, because of the variation of the factory parts. Before installing this product, please compare the back of your steering wheel and the configuration of the boss kit, and see if they fit. Also, for the air bag indicator, some of the vehicles cannot be lighted off, or even if it could, it may light on later.

[HONDA]

MODEL	CHASSIS CODE	YEAR	ACCESSORY	PRODUCT NO.	NOTE
DOMANI	MA	Feb.1994-Dec.1996	SRS	211	Note1
	MB	Jan.1997-	SRS	221	Note1.13.19
VAMOS	HM1/2	Jun.1999-	SRS	221	Note1.7.19
BEAT	PP1	Jun.1991-		208	
			SRS	N/A	
VIGOR	CA	1976-Aug.1989		201	
			ACC	204	
	CB/CC	Sep.1989-Feb.1995		208	
			ACC	209	
			SRS	211	Note1
FIT	GD1-4	Jun.2001-May.2004	SRS	221	Note1.19
		Jun.2004-Sep.2997	SRS	223	Note19
	GE6-9	Oct.2007-	SRS	224	Note19
PRELUDE	BN/BA	1989-Aug.1991		201	
			ACC	204	
	BA/BB	Sep.1991-Oct.1996		208	
			ACC	209	
BB5-8	Nov.1996-	SRS	221	Note1.19	
FREAD	GB	Aug.2008-	SRS	224	Note1.19
HORIZON JAZZ	UBS25 UBS69	-Feb.1994		301	
		Feb.1994-May.1995		316	
		Jun.1995-	SRS	317	Note1
	UBS26/73	Mar.1998-	SRS	317	Note1
MOBILIO SPIKE	GB1/2	Dec.2001-	SRS	221	Note1.19
	GK1/2	Dec.2005-	SRS	223	Note19
LIFE	JA	May.1997-	SRS	221	Note19
	JB	Oct.1998-Aug.2003	SRS	221	Note19
	JB	Sep.2003-	SRS	223	Note19
	JB5-7	Oct.2005-	SRS	223	Note19
LAGREAT	RL1	Jun.1999-	SRS	221	Note1.19
LEGEND	KA3/4		SRS	CUSTOM	Note5
	KA5/6	1988-Sep.1990	ACC	204	
			SRS	CUSTOM	Note5
	KA7/8	Oct.1990-Jan.1996	ACC/SRS	CUSTOM	Note1.5
	KA9	Feb.1996-Sep.2004	SRS	221	Note19
			ACC/SRS	221	Note1.7.19
KB1	Oct.2004-	SRS	TBD		
LOGO	GA	Oct.1996-	SRS	221	Note1.19

*Note: Regardless of the make and model of the vehicle, there are cases that compatible product number is different among the same model with the same year, because of the variation of the factory parts. Before installing this product, please compare the back of your steering wheel and the configuration of the boss kit, and see if they fit. Also, for the air bag indicator, some of the vehicles cannot be lighted off, or even if it could, it may light on later.

[HONDA]

Regardless of the make and model of the vehicle, there are cases that compatible product number is different among the same model with the same year, because of the variation of the factory parts. Before installing this product, please compare the back of your steering wheel and the configuration of the boss kit, and see if they fit. Also, for the air bag indicator, some of the vehicles cannot be lighted off, or even if it could, it may light on later.

•We strongly recommend requesting the installation to professionals.

- Note* The compatibility is for the vehicle made before April 2009. Please inquiry us for vehicles made after April 2009.
- Note1 All the functions on the steering except the horn will be disabled.
- Note3 Boss kit, #210 can also be used, but the horn will not work. Please pull out the horn brush on the vehicle side. (Figure2-2)
- Note4 It may not be installed on some factory navigator-equipped vehicles. Please inquire us for details.
- Note5 The configuration of the boss kit may be different depending on vehicles. Please confirm the vehicle and refer to Figure 2-1 for details.
- Note6 It cannot be installed on VGS-equipped vehicles.
- Note7 Additional U-Turn Harness is necessary for the vehicle equipped with I-SRS Airbag.
- Note9 If the diameter of the steering shaft is different from boss kit, #219, this boss kit cannot be installed. (N/A)
- Note10 If the diameter of the steering shaft is bigger, please use #217. (Figure 2-3)
[Diameter ϕ 14.9=#211 Diameter ϕ 16.0=#217]
- Note11 If the diameter of the steering shaft is bigger, please use #219. (Figure 2-3)
[Diameter ϕ 14.9=#210 Diameter ϕ 16.0=#219]
- Note12 The configuration of the coupler may be different on radio control-equipped vehicles. Please inquire us for details.
- Note13 If the diameter of serration in the steering shaft is smaller, please use #211.
[Diameter14.9mm=#211 Diameter16.0mm=#217 #221]
- Note14 Please cut the boss cover if it is too long. Please do not hurt yourself.
- Note15 The boss kit may be different depending on where the wirings come out from the spiral cable.
[Four o'clock direction=#217 Six o'clock direction=#221]
- Note17 The VSA indicator may light on when the steering wheel has been changed. It is necessary to reset it at the dealership.
- Note18 The boss kit cannot be installed on vehicles equipped with IHCC. (N/A)
- Note19 The length of the steering shaft fitting in the serration may be short. Please fix the boss kit with the center nut tightened by fixed torque. (Figure2-4)

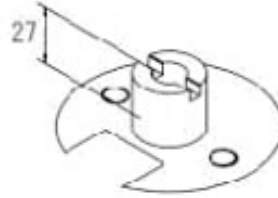
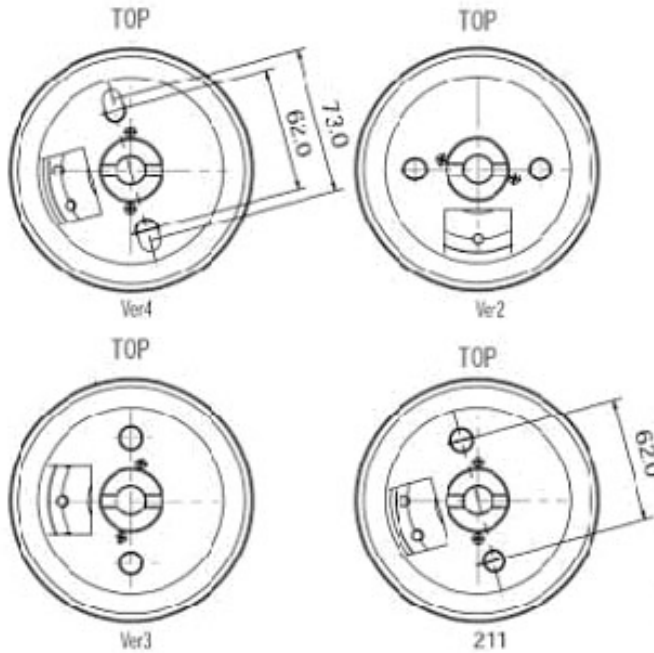
Equipment Explanation

ACC	Automatic Cruise Control
I-SRS Airbag	Dual stage airbag (the [I-SRS] indication is on the steering wheel. Please inquire the dealership for details.)
SRS	Air bag
Multimatic	CVT (Continuously Variable Transmission)
IHCC	Radar Cruise Control
VSA	Vehicle Stability Assist
VGS	Variable Geometry System

*Note: Regardless of the make and model of the vehicle, there are cases that compatible product number is different among the same model with the same year, because of the variation of the factory parts. Before installing this product, please compare the back of your steering wheel and the configuration of the boss kit, and see if they fit. Also, for the air bag indicator, some of the vehicles cannot be lighted off, or even if it could, it may light on later.

Customize boss kit, #211 for HONDA

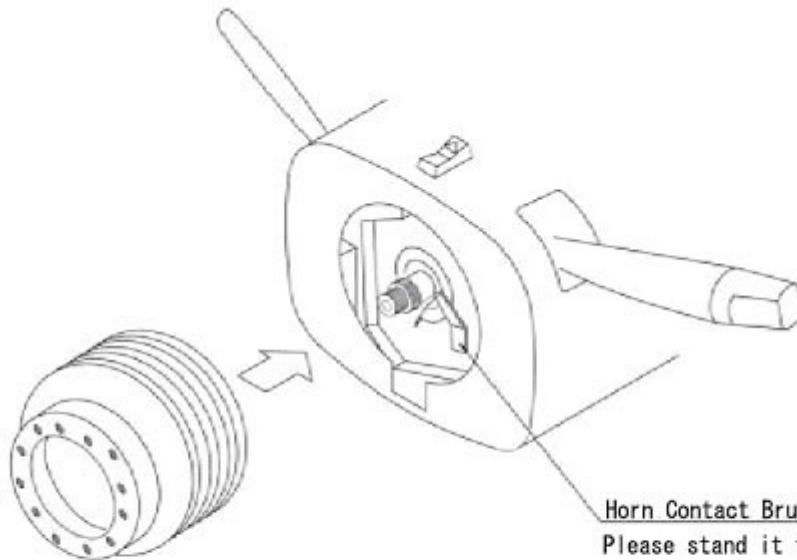
Please refer to the back of factory steering wheel



1. The length from the back plate to the top of the boss kit is about 27mm: If the length is around 10mm, the boss kit cannot be installed.
2. The horn coupler and airbag coupler are included.
3. Please connect the wirings from the terminal using the included wirings. And use the tester to search the terminal position.

Attention: Do not use tester on the airbag.

Figure 2-1

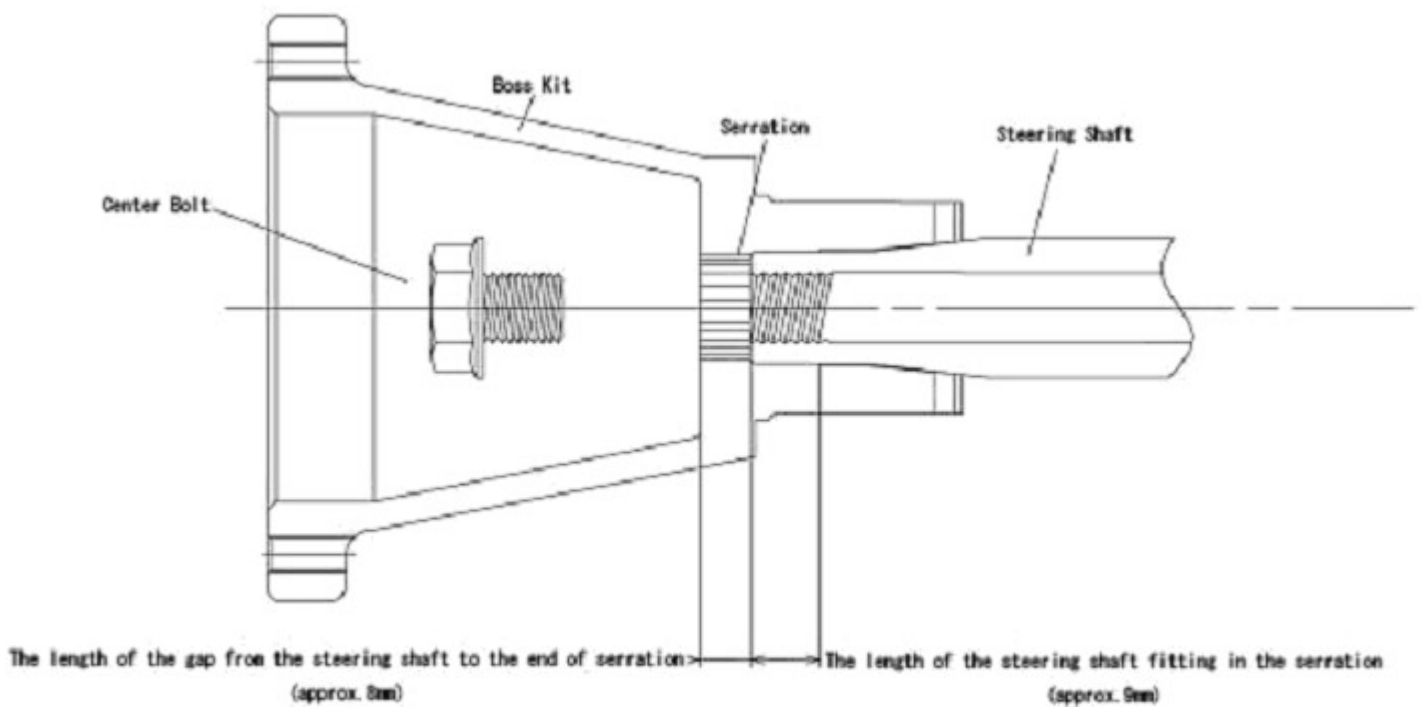
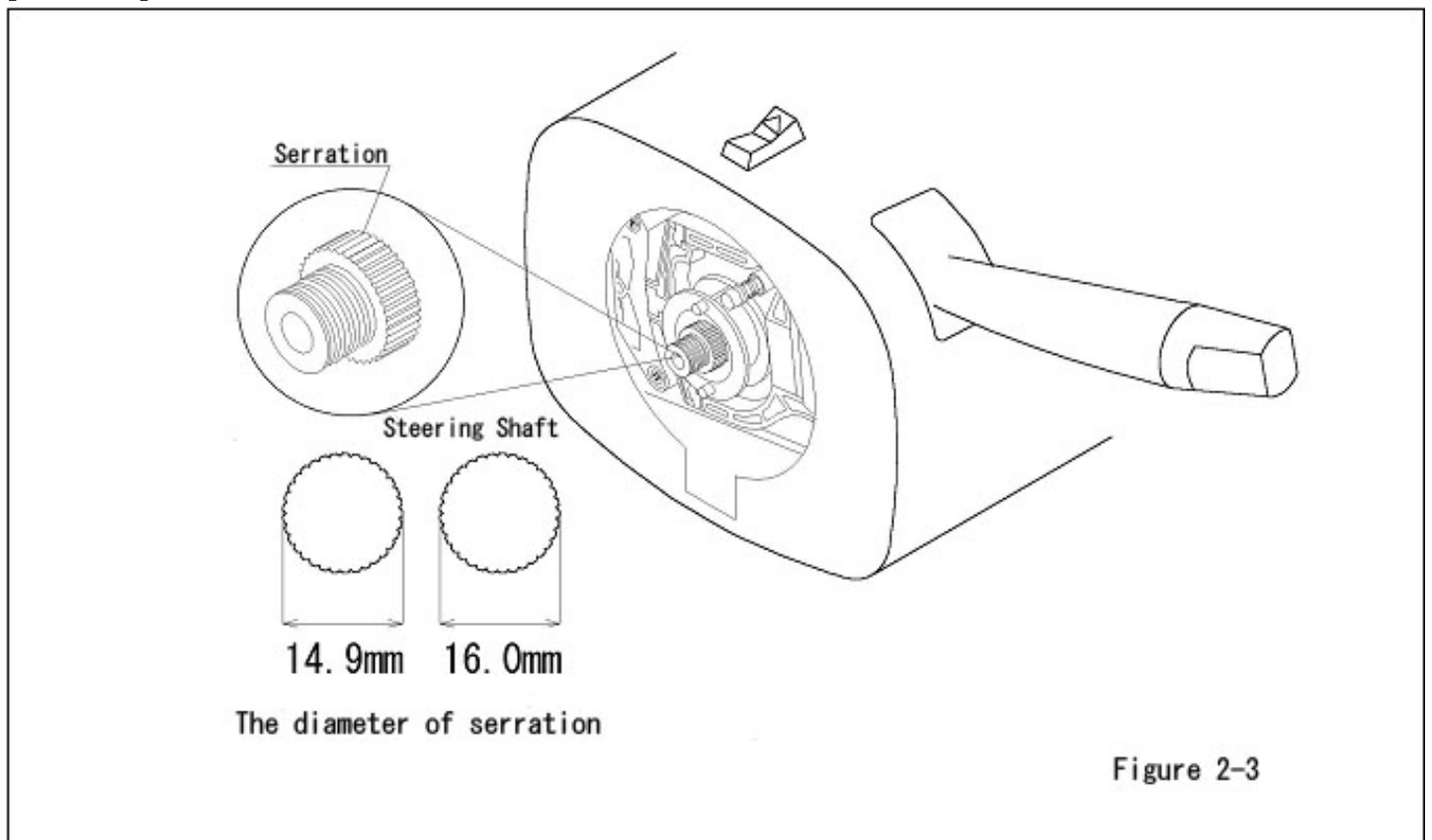


Horn Contact Brush

Please stand it to touch the contact plate on the boss kit.

Figure 2-2

*Note: Regardless of the make and model of the vehicle, there are cases that compatible product number is different among the same model with the same year, because of the variation of the factory parts. Before installing this product, please compare the back of your steering wheel and the configuration of the boss kit, and see if they fit. Also, for the air bag indicator, some of the vehicles cannot be lighted off, or even if it could, it may light on later.



*Note: Regardless of the make and model of the vehicle, there are cases that compatible product number is different among the same model with the same year, because of the variation of the factory parts. Before installing this product, please compare the back of your steering wheel and the configuration of the boss kit, and see if they fit. Also, for the air bag indicator, some of the vehicles cannot be lighted off, or even if it could, it may light on later.